

Web Portal Specification

Non Functional Requirements

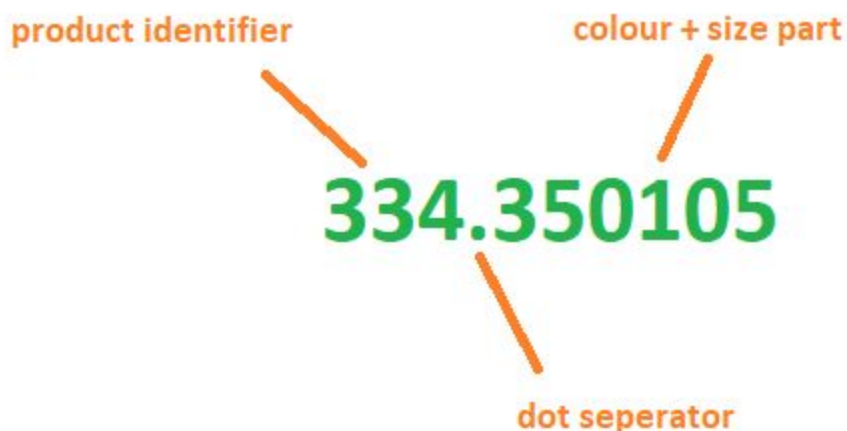
1. Promo Office backend system and database
2. PHP 5.6
3. Yii1.0 framework (yiic) folder
4. Webportal system

Functional Requirements

1. Web store unique UUID
2. Special product code format which include size and colour details as well
3. Grouped product under special product categories to be shown in web store
4. Web store users should be mapped with backend system's customer and that customer should have a master customer

Code anatomy for the webstore related products

Product code must follow the following format

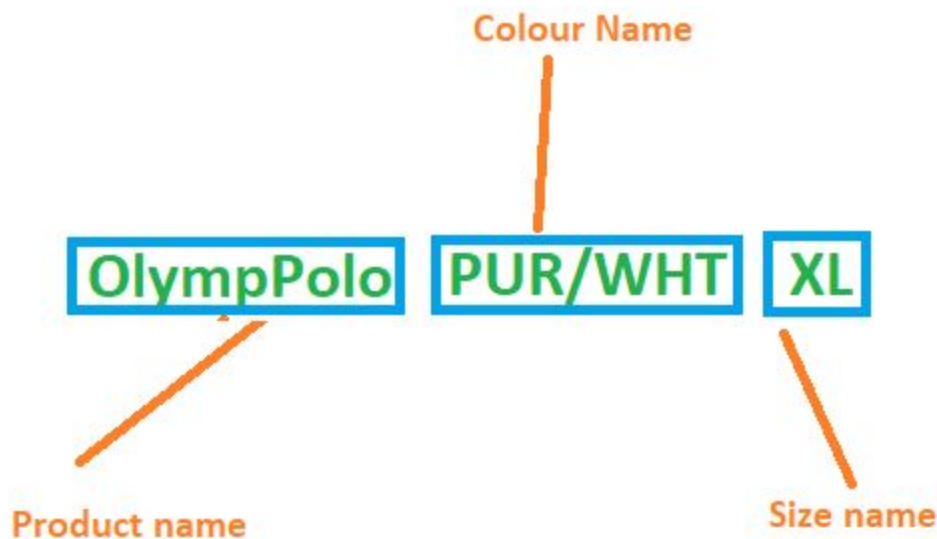


1. Left side from the “dot” separator is product identifier
2. As a product identifier, you can use alphanumeric characters and no length limit

3. Right side from the “dot” separator represents colour and size codes and this must contain only numbers
4. Last two digit represents size of the item
5. Numbers between the last two digit and the “dot” separator represent the colour code for this item. It might consist of 4 or 6 digits but there is no limitation for this.

Short description anatomy for the webstore related products

Product short description must follow the following format



1. Product short description should be consisted with three part separated by a spaces
2. First past is the name of the product then colour code name and the size name
3. If those colour code name and the size name available system will use those on the size quantity break down grid of the web portal

Setting up web store

Go to -> web Store -> Manage web Store -> Create

Fields with * are required.

Name *

Description

Web Store URL

Save

Copyright © 2021 Gun Web Systems . All Rights Reserved.

Fill the data with appropriate info and give the web store URL link also

Create users for the web store

Go to Web store -> Web store customer -> Manage customer

Fields with * are required.

Username *	Password *
<input type="text" value="webcusA"/>	<input type="password" value="....."/>
Email *	Customer Name *
<input type="text" value="webcusA@gunwebsystems.com.au"/>	<input type="text" value="121 Creative"/>
Company Name	
<input type="text" value="webcusA"/>	

Save

Please provide all the required information and select a correct customer from the drop down menu (Note : This customer should have a master customer)

Create product groups and allocate them to web store

Go to Purchase -> Group Products

Dashboard
View Quotes
Sales
Job
Purchase
Reports
Users
Settings
Xero
MYOB
Web Store

Manage Product Groups
Create Product Group

Product Groups
Import/Export

Displaying 1-3 of 3 result(s).

ID	Category	Sub Category	Short Description	Long Description	Image	Product Detail URL	Created Date	Created By	
3	Category	Sub Category	category test	category test			2021-02-10	Admin	View Update Delete
1	Aprons	Aprons	test product group 1	test product group 1			2021-01-21	SuperAdmin	View Update Delete
2	Aprons	Backpacks	Test product group 2	Test product group 2			2021-01-21	SuperAdmin	View Update Delete

You can also import a list of groups via excel file also.

View a product group to allocate products to it

View Product Group #1

CreateUpdateDeleteManage

ID1

Short Descriptiontest product group 1

Long Descriptiontest product group 1

Image

Product Detail URL

Download Style Sheet URL

Question & Answer URL

Created Date2021-01-21 00:00:00

Created By23

Select Products to Group

Displaying 1-20 of 837 result(s).

<input type="checkbox"/>	ID	Category Name	Sub Category Name	Image URL	Product Code	Product Short Description	Product Long Description	Supplier	Unit Price Cost	Selling Price	Qty On Hand	
<input type="checkbox"/>	4683				335.100104	Senator RED/WHIT L	Senator RED/WHITE L		12.50	22.50	100	View
<input type="checkbox"/>	4668				8001T.370801	OPTDRL TAPED L/S YLWINVY XS	OPTDRL TAPED L/S YLWINVY XS		12.50	22.50	100	View
<input type="checkbox"/>	4667				8001T.370805	OPTDRL TAPED L/S YLWINVY XL	OPTDRL TAPED L/S YLWINVY XL		12.50	22.50	100	View
<input type="checkbox"/>	4666				8001T.370802	OPTDRL TAPED L/S YLWINVY S	OPTDRL TAPED L/S YLWINVY S		12.50	22.50	100	View
<input type="checkbox"/>	4665				8001T.370803	OPTDRL TAPED L/S YLWINVY M	OPTDRL TAPED L/S YLWINVY M		12.50	22.50	100	View

Here you can only see products which follow the above given product format.

You can filter a particular product range and add them to the group here

Allocate products (product group) to a web store

Go to Web store -> Manage web store -> view

Go to the “Select Product Groups for Web Store” section and select product groups into the web store there by clicking “Allocate Product Groups” button

Items per Page

Web Store URL <http://mpsv2.gwshosting.com.au/webstore/>

Select Products Groups for Web Store

Selected Products Groups

Displaying 1-3 of 3 result(s).

Short Desc	Long Desc	Image	Created Date	Created By	
test product group 1	test product group 1		2021-01-21	SuperAdmin	Delete
Test product group 2	Test product group 2		2021-01-21	SuperAdmin	Delete
category test	category test		2021-02-10	Admin	Delete

Price Lists

ID	Price List Name	Header Text	Comment	File Image Icon	Created Date

You can also arrange the order of the product category to show in the web store from here by providing order number

Settings

General
Category Order

Displaying 1-10 of 26 result(s).

ID	Name	Sort Order
4	Aprons	1
22	Singlets	2
26	Category	3
15	Scrubs	
10	Skirts	
5	Belts	
23	Polo Shirts	
17	Tunics	

Please Note : until you set the order of categories (give ordering numbers to categories that you need to appear on the web store) categories will not appear on web store

Sort Categories by : [All](#) | [Apparel](#) |

View Product Detail

Apparel Products.



Mens Elite Polo - GRVW

Other settings (Admin Level)

Web store UID should be set in the config file to activate the web store.

You also set the backend site URL there to correctely find the product image resource

Advanced Search

Displaying 1-3 of 3 result(s).

ID	Uuid	Name	Description	Web Store URL	Created Date	
1	33ac1bc7-5bc4-11eb-93eb-708bcd821723	MyPromoOffice WebPortal	MyPromoOffice WebPortal - one of testing portals	http://mpsv2.gwshosting.com.au/webstore/	2021-01-21	View Update Delete
2	497ec54e-6b78-11eb-9546-ac1f6b10c6e4	gunwebstore	test web store setup process	http://mpsv2.gwshosting.com.au/gunwebstore/	2021-02-10	View Update Delete
3	f13bd8c2-6b88-11eb-9546-ac1f6b10c6e4	promoofficestore	without separate web store instance use webstore instance	http://mpsv2.gwshosting.com.au/webstore/	2021-02-10	View Update Delete

Web store config file - `webstore/protected/config/main.php`

```

    ),
),
// application-level parameters that can be accessed
// using Yii::app()->params['paramName']
'params' => array(
    'webstoreId' => '33ac1bc7-5bc4-11eb-93eb-708bcd821723',
    // this is used in contact page
    'adminEmail' => 'admin@gunwebsystems.com.au',
    'companyName' => 'MyPromoOffice WebPortal',
    'logo' => array(
        'name' => 'mps_webstore_main_logo.jpg',
        'width' => 429,
        'height' => 94
    ),
    'pdf' => array(
        'banner' => 'mps_webstore_main_logo.jpg'
    ),
    'mainSiteURL' => 'http://mpsv2.gwshosting.com.au/gws/'
),

```

Web Store Portal - Place Order

Go to the webstore by clicking the link on the backend site or just typing it on the browser

You may optionally enter a comparison operator (<, <=, >, >=, <> or =) at the beginning of each of your search values to specify how the comparison should be done.

[Advanced Search](#)

Displaying 1-3 of 3 result(s).

ID	Uuid	Name	Description	Web Store URL	Created Date	
1	33ac1bc7-5bc4-11eb-93eb-708bcd821723	MyPromoOffice WebPortal	MyPromoOffice WebPortal - one of testing portals	http://mpsv2.gwshosting.com.au/webstore/	2021-01-21	View Update Delete
2	497ec54e-6b78-11eb-9546-ac1f6b10c6e4	gunwebstore	test web store setup process	http://mpsv2.gwshosting.com.au/gunwebstore/	2021-02-10	View Update Delete
3	f13bd8c2-6b88-11eb-9546-ac1f6b10c6e4	promoofficestore	without separate web store instance use webstore instance	http://mpsv2.gwshosting.com.au/webstore/	2021-02-10	View Update Delete

Login - Please provide the given login details here



Welcome to Ordering Portal

Please fill out the following form with your login credentials:

Username *

webcusA

Password *

••••••••

☐ Remember me next time

Login

You can see added product categories and other quick link including cart there



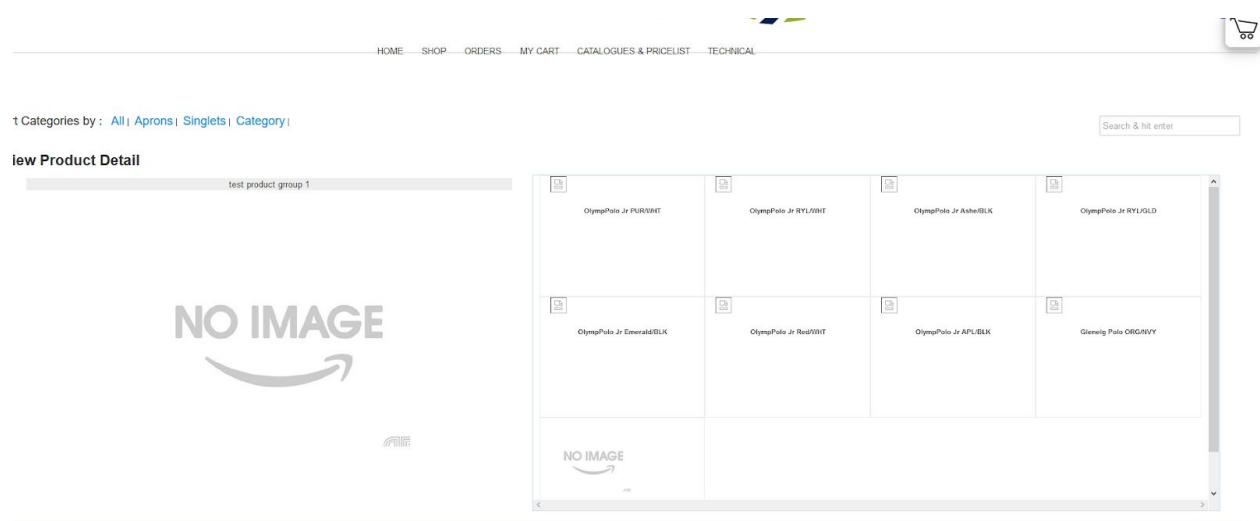
Go to "SHOP" or just click a category you want
You can see the added product groups under the category

ort Categories by : [All](#) | [Aprons](#) | [Singlets](#) | [Category](#) |

MyPromoOffice Ordering Portal



Select a product group from the group list



You can see main product item on your left side with colour break downs on your right side

Click on a image icon from the right side

ort Categories by : [All](#) | [Aprons](#) | [Singlets](#) | [Category](#) |

Search & hit enter

/view Product Detail

OlympPolo Jr Emerald/BLK

Style : 334J.2102

Sizes	6	8	10	12	14	16
Order Here						
Stock Available	100	100	100	100	100	100
In Production						
In Transit						
Price	22.50	22.50	22.50	22.50	22.50	22.50

Quantity :
Total :
All prices are excluding GST

Add to Cart

OlympPolo Jr PUR/WHI

OlympPolo Jr RYL/WHI

OlympPolo Jr Asbe/BLK

OlympPolo Jr RYL/GLD

You can see all the available price and size break down for the selected color range of the item

Enter the quantities you want to order

OlympPolo Jr Emerald/BLK

style : 334J.2102

Sizes	6	8	10	12	14	16
Order Here	12			5		
Stock Available	100	100	100	100	100	100
In Production						
In Transit						
Price	22.50	22.50	22.50	22.50	22.50	22.50

Unit price is 22.50 based on the quantity
Unit price is 22.50 based on the quantity

Quantity : 17
Total : 382.50
All prices are excluding GST

Add to Cart

You can see the calculated quantity and price when you entered the quantity at the “Order Here” line

Click on “Add to Cart” button and you can repeat the same process for other items too

GunWebSystems

Targeted Web Solutions

WEWUCUSA

Targeted

HOME

SHOP

ORDERS

MY CART

CATALOGUES & PRICELIST

TECHNICAL

ts | [Category](#) |

Search & hit enter

OlympPolo Jr Emerald/BLK

Style : 334J.2102

OlympPolo Jr Emerald/BLK

style : 334J.2102

Sizes	6	8	10	12	14	16
Order Here						
Stock Available	100	100	100	100	100	100
In Production						
In Transit						
Price	22.50	22.50	22.50	22.50	22.50	22.50


Quantity :
Total :
All prices are excluding GST

Add to Cart

After you done the order click either “MY CART” or “Cart” icon

View Cart

Webstore User: 121 Creative		Third Party Delivery: <input type="checkbox"/>	
Webstore: MyPromoOffice WebPortal		Delivery Address: <input type="text"/>	
Purchase Order: <input type="text"/>		Suburb: <input type="text"/>	
Account: <input type="text"/>		Post Code: <input type="text"/>	
Special Instructions: <input type="text"/>		State: <input type="text"/>	
Office Address: <input type="text"/>		Telephone: <input type="text"/>	
Suburb: <input type="text"/>		Contact Email: <input type="text"/>	
Post Code: <input type="text"/>		Contact Person: <input type="text"/>	
State: <input type="text"/>			
Customer Telephone: <input type="text"/>			
Customer Email: penny.b@121creative.com.au			
Contact Person: <input type="text"/>			
Created Date: 2021-02-10			

Product	Quantity	Amount	
1  OlympPolo Jr Emerald/BLK Colour Code : 334J.2102	17	382.50	Delete
Sizes	6	12	
Item Code	334J.210200	334J.210203	
Quantity	12	5	
Selling Price	22.50	22.50	
		Sub Total	382.50
		GST (10%)	38.25
		Freight	0.00
		Total	420.75

• The price is exclusive the freight cost, our customer service will update the invoice accordingly
 • From now, please send the return note with your order, in order to our customer service will send the discount to the invoice


[Place Order](#)

You can see the ordered items there and also you can edit or empty the cart there

If you finished the order fill the appropriate details and click on the “Place Order” button

View Cart

Webstore User: 121 Creative		Third Party Delivery: <input type="checkbox"/>	
Webstore: MyPromoOffice WebPortal		Delivery Address: <input type="text"/>	
Purchase Order: <input type="text"/>		Suburb: <input type="text"/>	
Account: <input type="text"/>		Post Code: <input type="text"/>	
Special Instructions: <input type="text"/>		State: <input type="text"/>	
Office Address: <input type="text"/>		Telephone: <input type="text"/>	
Suburb: <input type="text"/>		Contact Email: <input type="text"/>	
Post Code: <input type="text"/>		Contact Person: <input type="text"/>	
State: <input type="text"/>			
Customer Telephone: <input type="text"/>			
Customer Email: penny.b@121creative.com.au			
Contact Person: <input type="text"/>			
Created Date: 2021-02-10			


Product	Quantity	Amount	
1  OlympPolo Jr Emerald/BLK Colour Code : 334J.2102	17	382.50	Delete
Sizes	6	12	
Item Code	334J.210200	334J.210203	
Quantity	12	5	
Selling Price	22.50	22.50	
		Sub Total	382.50
		GST (10%)	38.25
		Freight	0.00
		Total	420.75

• The price is exclusive the freight cost, our customer service will update the invoice accordingly
 • From now, please send the return note with your order, in order to our customer service will send the discount to the invoice

[Place Order](#)

Placing the order

Quantity		Amount	
17		382.50	Delete
	12		
	334J.210203		
	5		
	22.50		
Sub Total		382.50	
GST (10%)		38.25	
Freight		0.00	
Total		420.75	


[Place Order](#)

After successfully placing the order you will be redirected to the “View Order” page where you can see the order details again and download the order PDF too.


You will receive an email with the order as well.

Backorder processing

Go to web store -> Manage Order

Dashboard	View Quotes	Sales	Job	Purchase	Reports	Users	Settings	Xero	MYOB	Web Store
Manage Orders										
Displaying 1-4 of 4 result(s).										
Customer ID	Created Date	Webstore	Order Number	Invoices	Webstore User	Admin Comment	Estimated Delivery Date	Status		
	2021-02-10	MyPromoOffice WebPortal	1-20210210-7 JOB-21-000289-181		121 Creative			Converted to Job	View	
	2021-02-10	MyPromoOffice WebPortal	1-20210210-8		121 Creative			Pending Approval	View	
	2021-02-08	MyPromoOffice WebPortal	1-20210208-6 JOB-21-000288-178		121 Creative			Converted to Job	View	
	2021-02-01	MyPromoOffice WebPortal	1-20210201-3 JOB-21-000286-176		121 Creative	test		Converted to Job	View	

Copyright © 2021 Gun Web Systems - All Rights Reserved.

Powered by **GunWebSystems**
Targeted Web solutions 

You can see new orders under “Pending Approval” if “Auto Converted to Job”

Setting is not enabled

View the order, there you can do many thing like

Adding missing info

Reject the order

Approve the order

After approving a order you have to convert the order to a job

GunWebSystems
Targeted Web Solutions

Logged in as Admin [LOGOUT](#)

Dashboard View Quotes Sales Job Purchase Reports Users Settings **Xero** **MYOB** Web Store

[Create Job](#) [Manage Orders](#)

View Order #8

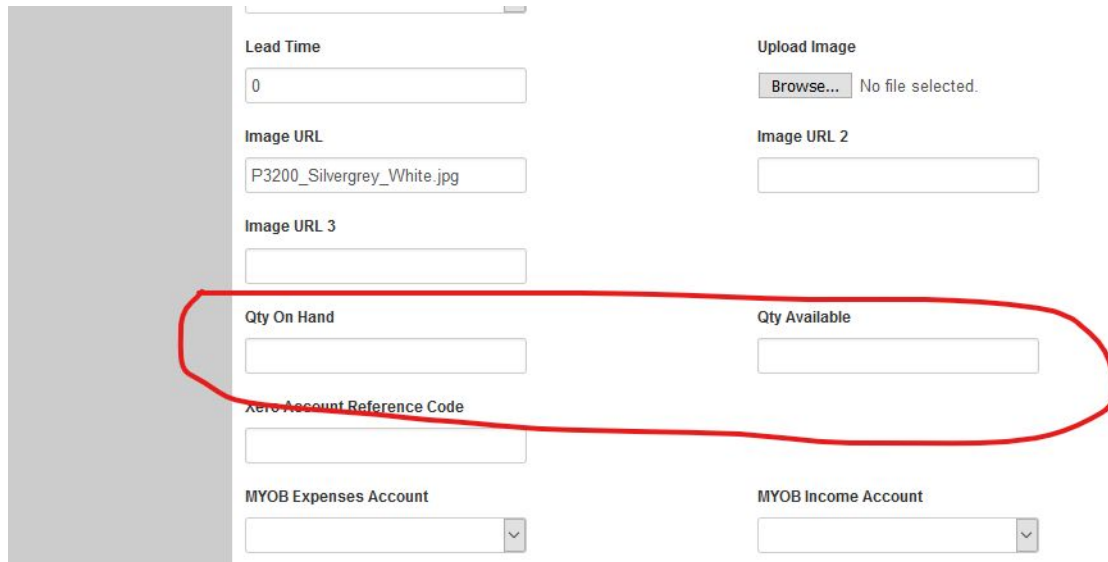
Order [1-20210210-8] has been approved successfully!

Customer ID	Not set	Third Party Delivery	<input type="checkbox"/>
Order Number	1-20210210-8	Delivery Address	<input type="text"/>
Webstore	MyPromoOffice WebPortal		
Webstore User	121 Creative		
Purchase Order	<input type="text" value="order-my-order"/>	Suburb	<input type="text"/>
Account	<input type="text" value="123-098"/>	Post Code	<input type="text"/>
Admin Comment	<input type="text"/>	State	<input type="text"/>

Stock - Product Inventory

Go to Product -> update

Fill the highlighted fields related to the stock quantities “quantity on hand” and “qty available”



The screenshot shows a product update form with the following fields:

- Lead Time**: Input field with the value "0".
- Image URL**: Input field with the value "P3200_Silvergrey_White.jpg".
- Image URL 3**: Empty input field.
- Qty On Hand**: Input field, highlighted with a red oval.
- Qty Available**: Input field, highlighted with a red oval.
- Xero Account Reference Code**: Input field.
- MYOB Expenses Account**: Dropdown menu.
- MYOB Income Account**: Dropdown menu.
- Upload Image**: Section with a "Browse..." button and the text "No file selected."
- Image URL 2**: Empty input field.

Don't be confused with “quantity on hand” and “qty available”. Enter the same quantity for the both fields.